










Assessment Date: 02/10/2020		Assessor's Name: Jake Sansom		Review Date: October 2020	
Persons at Risk	Notes	Risk	Likelihood	X	Consequence
Employees		1	Almost impossible		No human injury expected.
Visitors	Sign in and Accompanied	2	Very improbably		Minor injury with no lost time & complete recovery.
Contractors		3	Improbable		Absent from work for less than 7 days with complete recovery.
Public		4	Less than even chance		Absent from work for over 7 days but less 3 weeks with subsequent complete
Cleaners		5	Even Chance		Absent from work for more than 3 weeks with subsequent complete recovery.
Young Persons	Training and Supervision	6	More than even chance		Absent from work for more than 3 weeks with subsequent recurring incapacity.
Trespassers	Site locked and secured	7	Probable		Permanent slight incapacity.
Expectant Mothers		8	Very Likely		Permanent severe incapacity.
Clients		9	Almost Certain		Permanent total incapacity.
Other		10	Inevitable		Death.

Hazard	Consequence	Required Controls	Risk Likelihood (L) x Consequence (C)		
			L	C	Residual Risk Rating
Infected Persons (with or without Symptoms) coming to the Collection	Further transmission of virus	<ul style="list-style-type: none"> All staff and visitors to remain at home if showing any COVID-19 symptoms and encouraged to undertake COVID-19 testing as per the government test and trace program. Staff and visitors to remain at home if co-habiting with anyone displaying COVID-19 symptoms. All persons advised to self isolate in line with the governments test and trace scheme must do so. Social distancing of 2-metres from all other persons where reasonably practicable. Staff to utilise personal transport to site as a priority. Staff to not utilise public transport to travel to site at peak times when reasonably practicable. Whenever public transport cannot be avoided, face coverings should be worn. Communication of symptoms to workforce via return to work information pack. Entry to the Collection is only with valid ticket. The official NHS QR code poster will be displayed upon entrance to allow visitors to check in. Temporary record of visitors kept for 21 days to assist in the NHS track and trace. Visitors informed of entry conditions via website. Pre-entry information provided to visitors. Visitors encouraged to use own transport and avoid public transport. Face coverings mandatory for visitors and staff within retail areas and galleries. 	3	10	30
Arriving at Collection (outdoors and entrance lobby)	Further transmission of virus	<ul style="list-style-type: none"> Wayfinding plan created One way system implemented with entry via east gates. Pedestrian Gates left open. 2-metre social distancing markers on pavement. Tickets allocated 15 minute time slots to limit multiple persons arriving at once. Tensa barriers in place to ensure outdoor queue is uniform and maintains 2-meter social distancing. Queuing takes place outdoors, with indoor Queuing in front hall if required. Main doors are automated and will open upon access. Hand sanitiser provided immediately on access to the collection. Main access door cannot be left open: sanitiser is provided prior to using this door and the handle is cleaned frequently. Cloakroom is removed from use (other than for umbrellas and buggys). Tape and signage used to designate where public should stand within entrance Barriers erected to segregate public from staff. COVID-19 controls and one way system communicated to public upon arrival (in addition to pre information pack) 2-meter segregation between those entering the collection and those exiting. 	3	10	30

Within the Collection (Resulting in COVID-19 transmission)	Further transmission of virus	<ul style="list-style-type: none"> Wayfinding plan created Formally planned one way system implemented throughout the collection. 2-meter markers placed on the floor throughout the route stating the direction of travel. Maximum capacity calculations detailed within capacity document. Calculated as 30% of allowable persons based on a 1 person per 2m² of floor space per room. Signage displaying maximum room capacities upon entry to each gallery with guidance on what to do if capacity is reached Designated marked wait area segregated by 2-meter social distancing for those awaiting enter to galleries. Staff posted upon entry to galleries to control flow Staff posting positions marked out with 2-meter exclusion zone. Unnecessary touch points removed: gallery books, audio guides and seating. Provision of priority seating for those with a disability or pregnant. Frequent cleaning of all possible touch points: bannisters, tensa barriers, doorways/entrances. All possible collection areas to be cleaned at the start and end of each day: common touch points, entrance hall, ticket desks etc. Some objects within the gallery spaces cannot be cleaned and space constraints mean exclusion zones cannot be implemented. In this situation; if practical, objects will be removed or 	3	10	30
Retail area	Further transmission of virus	<ul style="list-style-type: none"> Wayfinding plan created One way system marked out with 2-meter social distancing throughout retail area. Visitors encouraged to purchase items in advance. Expansion of space into adjoining cloakroom to increase space for social distancing. Contactless payments whenever possible. Signage to discourage visitors touching items. Regular cleaning of area. Maximum capacity of shop calculated. Face coverings are mandatory for visitors entering the shop and staff members. Signage to display maximum capacity allowed. Staff to monitor entry to shop. 	3	10	30
Toilets and Baby Changing	Further transmission of virus	<ul style="list-style-type: none"> Visitors encouraged to use toilet facilities at the start and end of their visit 2-metre social distancing measures to be followed Toilets to be occupied only by individuals, members of the same household or same social bubble. Signage to inform of toilet occupancy levels. 2-metre markings for use of welfare facilities queuing. Hand sanitiser provided upon access. Soap provided in hand wash basins. Toilets cleaned frequently throughout the day. 	3	10	30
Outside areas	Further transmission of virus	<ul style="list-style-type: none"> Wayfinding plan created One way system in place to be adhered to at all times. Restricted access to all other outdoor areas. Contractor access to scaffold and outdoor areas to be restricted during public opening hours. Onsite parking is by booking only. Social gatherings on lawn prohibited. Signage. 	3	10	30
Coffee Cart	Further transmission of virus	<ul style="list-style-type: none"> Take away only. 2-meter social distancing markings on queue. Coffee Cart set in position to allow for 2-meter queuing system and pedestrian access on public footpath. Regular cleaning rota. Sodexo to undertake own COVID-19 specific risk assessment. 	3	10	30

Poor Hygiene standards across building	Further transmission of virus	<ul style="list-style-type: none"> All staff briefed to keep area of work tidy. Regular cleaning regime in place Unnecessary touch points eliminated. Regularly used touch points (Handles, push points, bannisters) to be minimised around site and where they cannot be removed cleaned regularly. Regular cleaning of walkway touch points (Hand rails, Bannisters, tensa barriers etc) Regular hand sanitiser points located around collection. Hand sanitiser/ wash stations points located at access and egress points. Any work related/ task specific PPE used to be cleaned /disposed of after each use and not shared. Signage to remind of good hygiene practices. 	3	10	30					
Social Interaction during emergency evacuation	Further transmission of virus	<ul style="list-style-type: none"> Emergency drills not carried out during public opening hours Priority to be given to enactment of emergency plan over social distancing if required. Multiple assembly points to be set up if social distancing cannot be maintained with workers assembling within classified groups. 	3	10	30					
Assisting persons with disabilities	Further transmission of virus	<ul style="list-style-type: none"> 2-meter social distancing to be followed wherever reasonably practicable. Where 2-meter social distancing cannot be maintained nominated volunteers will be used to assist persons with disabilities. Nominated persons to have available a pack containing medical gloves, eye goggles/visor and medical masks. PPE used in the assistance of persons with disabilities to be bagged and disposed of after use, or if reusable to be cleaned thoroughly by the wearer. Persons with disabilities to have a form of identification to clarify this e.g. badge Staff may remove face coverings for persons who rely on lip reading only if the person has identification. 	3	10	30					
Social Interaction during administration of First Aid (Resulting in COVID-19 Transmission)	Further transmission of virus	<ul style="list-style-type: none"> First aider to assess scenario before administering first aid assistance, social distancing to be maintained where practicable First aiders to have available a pack containing medical gloves, eye goggles/visor and medical masks at all time for use whenever administering first aid. PPE used during administration of first aid to be bagged and disposed of following use Breaking of social distancing measures prioritised if injured parties condition could be worsened through lack of immediate first aid. 	3	10	30					
The risk assessment is compiled by calculating the likelihood and consequence of the hazard being a risk to those outlined by scoring each element out of 10.	Key:	60 or more High Risk, Do Not Proceed Without Taking Immediate Action	40 - 59 Medium Risk Action Within Set Timescales	20 - 39 Medium Risk Continue to Monitor and Review at Next Review Date	Below 20 No Immediate Action Required					
Additional Controls:		Time Frame:			Responsible Person:					
Task Specific PPE Required:										Other (Please Specify):
	352:2002	BS EN166 –3F	BS EN397:1995	EN 1508:3121	20345:2011 SB	2003	175:1997	149:2001	BS EN 361:2002	
Environmental Hazards and Controls:	N/A									

<p>Comments/Observations:</p>	<ul style="list-style-type: none"> • This Risk Assessment is derived as a follow on to the COVID-19 Company Management assessment. Controls stated within that assessment continue to apply. • A reasonably practicable approach to administering first aid in the workplace should be applied as this will likely contradict social distancing requirements currently in force. As an example, it would be deemed reasonably practicable for an injured party to self-apply plasters and wash small cuts and wounds. Where more serious injuries will be made catastrophically worse by not receiving immediate first aid however, this must be deemed a more significant effect and first aiders discharge their duties accordingly. • Additional PPE to those stated as required controls in work specific Risk Assessments are not encouraged, this is to maintain availability for critical sectors. However, use of PPE/RPE already being owned and being used for normal work duties is encouraged when working within 2 metres of other persons to minimise likelihood of potential COVID-19 transmission. • Voluntary use of face coverings does not extend to areas where the government have made their wearing mandatory i.e. public transport for all persons and public buildings for members of the public. Further advice on where to wear face coverings, exemptions, how to make them and hygiene requirements can be found at https://www.gov.uk/government/publications/face-coverings-when-to-wear-one-and-how-to-make-your-own/face-coverings-when-to-wear-one-and-how-to-make-your-own • The risk assessment uses the term "Classified Groups" throughout. For the purpose of this risk assessment this is defined as identified groups of workers, formally assigned to one another, who can work within the 2-metre social distancing guidelines without additional controls but must maintain 2-metre social distancing from other workers and classified groups at all times. Once a classified group is identified, the group must maintain within that group indefinitely whilst this risk assessment is in place. • RA Requires update as guidance evolves. "Clinically extremely vulnerable persons" are considered as defined on https://www.gov.uk/government/publications/guidance-on-shielding-and-protecting-extremely-vulnerable-persons-from-covid-19/guidance-on-shielding-and-protecting-extremely-vulnerable-persons-from-covid-19#who-is-clinically-extremely-vulnerable • RA Requires update as guidance evolves. "Clinically vulnerable persons" are considered as defined on https://www.gov.uk/government/publications/staying-alert-and-safe-social-distancing/staying-alert-and-safe-social-distancing#clinically-vulnerable-people • Details referring to the government test and trace programme can be found at https://www.nhs.uk/conditions/coronavirus-covid-19/testing-for-coronavirus/
<p><i>In addition to written risk assessments, we should all be encouraged and have confidence to conduct point of work risk assessments - stop and think 'Am I safe doing this?'. If at any stage you identify work is not safe to proceed, stop work immediately and do not proceed unless confirmed as safe to do so.</i></p>	